






LACEA-LAMES 2009 Annual Meeting

1. Please evaluate the following aspects of the LACEA annual meeting held in Buenos Aires, October 1-3, 2009.						
	Excellent	Very Good	Good	Below Average	Poor	Response Count
Overall	46.2% (18)	41.0% (16)	10.3% (4)	7.7% (3)	0.0% (0)	39
Organization & logistics	35.9% (14)	43.6% (17)	12.8% (5)	5.1% (2)	2.6% (1)	39
Quality of papers (Invited Sessions)	44.7% (17)	47.4% (18)	7.9% (3)	0.0% (0)	0.0% (0)	38
Quality of papers (Contributed Sessions)	25.6% (10)	46.2% (18)	25.6% (10)	2.6% (1)	0.0% (0)	39
	<i>answered question</i>					39
	<i>skipped question</i>					1

2. Please comment on the number of sessions included in the conference.				
	Too many	Appropriate	Too few	Response Count
Invited Sessions	15.4% (6)	79.5% (31)	5.1% (2)	39
Contributed Sessions	28.2% (11)	66.7% (26)	5.1% (2)	39
	<i>answered question</i>			39
	<i>skipped question</i>			1




3. Please comment on the attendance at the...				
	Too high	Appropriate	Too low	Response Count
Invited Sessions	2.6% (1)	78.9% (30)	18.4% (7)	38
Contributed Sessions	0.0% (0)	35.1% (13)	64.9% (24)	37
	<i>answered question</i>			39
	<i>skipped question</i>			1

4. The quality of the papers presented was (mark all that apply)			
		Response Percent	Response Count
Similar across sessions of similar type (e.g, invited)		36.8%	14
Uneven across sessions of similar type		50.0%	19
Better in the invited than in the contributed sessions		47.4%	18
Better in the sessions organized by LACEA		5.3%	2
Better in the sessions organized by LAMES		10.5%	4
		<i>answered question</i>	38
		<i>skipped question</i>	2

5. How would you rate the Invited & Plenary Lectures? Use a scale of 1 to 5, 5 is the highest.

	5	4	3	2	1
Daron Acemoglu	77.3% (17)	13.6% (3)	4.5% (1)	4.5% (1)	0.0% (0)
Fernando Alvarez	25.0% (2)	50.0% (4)	12.5% (1)	0.0% (0)	12.5%
Timothy Besley	38.5% (5)	46.2% (6)	15.4% (2)	0.0% (0)	0.0% (0)
Richard Blundell	60.0% (3)	20.0% (1)	20.0% (1)	0.0% (0)	0.0% (0)
Michele Boldrin	14.3% (1)	42.9% (3)	28.6% (2)	14.3% (1)	0.0% (0)
Mauricio Cardenas	37.5% (3)	25.0% (2)	12.5% (1)	12.5% (1)	12.5%
Lawrence Christiano	36.4% (4)	45.5% (5)	9.1% (1)	0.0% (0)	9.1% (1)
Juan Dubra	28.6% (2)	14.3% (1)	42.9% (3)	0.0% (0)	14.3%
Esther Duflo	38.5% (5)	23.1% (3)	23.1% (3)	15.4% (2)	0.0% (0)
Jonathan Eato	0.0% (0)	20.0% (1)	20.0% (1)	40.0% (2)	20.0%
Sergio Firpo	25.0% (1)	0.0% (0)	50.0% (2)	25.0% (1)	0.0% (0)
Edward Glaeser	40.0% (2)	40.0% (2)	20.0% (1)	0.0% (0)	0.0% (0)
Ricardo Hausmann	40.0% (4)	20.0% (2)	30.0% (3)	0.0% (0)	10.0%
Bo Honoré	40.0% (2)	20.0% (1)	40.0% (2)	0.0% (0)	0.0% (0)
Hugo Hopenhayn	33.3% (4)	50.0% (6)	8.3% (1)	8.3% (1)	0.0% (0)
Dean Karlan	14.3% (1)	28.6% (2)	28.6% (2)	28.6% (2)	0.0% (0)
David Levine	80.0% (4)	20.0% (1)	0.0% (0)	0.0% (0)	0.0% (0)
Rodolfo Manuelli	25.0% (1)	75.0% (3)	0.0% (0)	0.0% (0)	0.0% (0)
Rosa Matzkin	50.0% (2)	50.0% (2)	0.0% (0)	0.0% (0)	0.0% (0)
Dilip Mookherjee	40.0% (2)	0.0% (0)	40.0% (2)	0.0% (0)	20.0%
John Moore	62.5% (5)	12.5% (1)	25.0% (2)	0.0% (0)	0.0% (0)
Roger Myerson	38.5% (5)	23.1% (3)	0.0% (0)	23.1% (3)	15.4%
Andrew Postlewaite	66.7% (2)	33.3% (1)	0.0% (0)	0.0% (0)	0.0% (0)
James Robinson	44.4% (4)	33.3% (3)	22.2% (2)	0.0% (0)	0.0% (0)

George Tauchen	25.0% (1)	50.0% (2)	25.0% (1)	0.0% (0)	0.0% (0)
John Wallis	40.0% (2)	0.0% (0)	40.0% (2)	0.0% (0)	20.0% (1)
					<i>answered question</i>
					<i>skipped question</i>

6. Do you support the LACEA-LAMES collaboration for joint conferences?			
		Response Percent	Response Count
Yes		79.5%	31
Somewhat		12.8%	5
No		7.7%	3
<i>answered question</i>			39
<i>skipped question</i>			1

7. Please use this space for any comments or suggestions about the LACEA annual meeting.		Response Count
		11
<i>answered question</i>		11
<i>skipped question</i>		29